

LOCAL DISASTER RISK REDUCTION AND MANAGEMENT FUND UTILIZATION

REGION:
PROVINCE:
CITY/MUNICIPALITY:


IV-A CALABARZON
CAVITE
INDANG

CALENDAR YEAR: 2025
MONTH: November


Particulars	LDRRM Fund		NDRRM Fund	From Other LGUs	From Other Sources	Total
	Quick Response Fund (QRF) 30%	Mitigation Fund 70%				
A. Sources of Funds						
Current Appropriations	5,340,000.00	8,005,325.50				13,345,325.50
Continuing Appropriations		325,181.88				325,181.88
Previous Years' Appropriations Transferred to the Special Trust Fund						-
CY 2020	765,696.00	5,394,020.00				6,159,716.00
CY 2021	3,976,200.00	6,062,000.00				10,038,200.00
CY 2022	4,535,400.00	6,970,897.50				11,506,297.50
CY 2023	4,278,600.00	3,737,376.00				8,015,976.00
CY 2024	1,646,384.50	3,098,504.01				4,744,888.51
Transfer/Grants						-
Total Funds Available	20,542,280.50	33,593,304.89	-	-	-	54,135,585.39
B. Utilization:						
B.1. Utilization - General Fund						
Medicines						-
Medical supplies						-
Food Supplies/ Welfare goods						-
Office Supplies						-
Other Supplies		538,824.00				538,824.00
Repair of Evacuation Center						-
Travelling expenses						-
Training expenses		182,670.00				182,670.00
Construction of Evacuation Center						-
Road Network - early warning signages						-
Disaster Response & Rescue Equipment - Mini-Weather Station						-
Disaster Response & Rescue Equipment - other disaster equipment						-
Other Infrastructure Asset - riprap						-
Donations						-
Transfers to other LGUs						-
Sub-total utilization - General Fund	-	721,494.00	-	-	-	721,494.00
B.2. Utilization - Trust Fund						
Medicines						-
Medical supplies						-
Food Supplies/ Welfare goods						-
Other Supplies						-
Repair of Evacuation Center						-
Travelling expenses						-
Training expenses						-
Construction of Evacuation Center						-
Reversion of unspent DRRMF						-
Transfers to other LGUs						-
Sub-total utilization - Trust Fund	-	-	-	-	-	-
Total Utilization	-	721,494.00	-	-	-	721,494.00
Unutilized Balance	20,542,280.50	32,871,810.89	-	-	-	53,414,091.39

We hereby certify that we have reviewed the contents and hereby attest to the veracity and correctness of the data or information contained in this document.


Prepared by:


ELEANOR G. ERSANDO
LDRRM II

Noted by:


ROMMEL A. PINPIN
LDRRM III

Certified Correct by:


COLEEN JAN ALEXA C. RODRIN
Acting Municipal Accountant